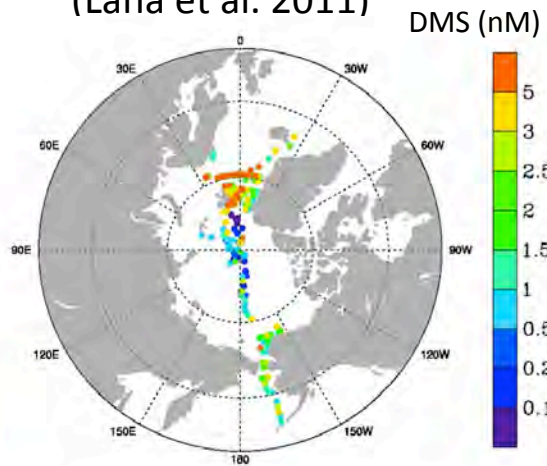
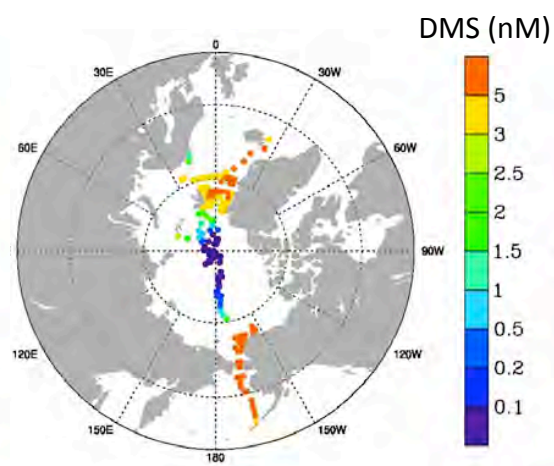


# Sea surface DMS concentrations in summer (June-July-Aug) for years 1958-2009

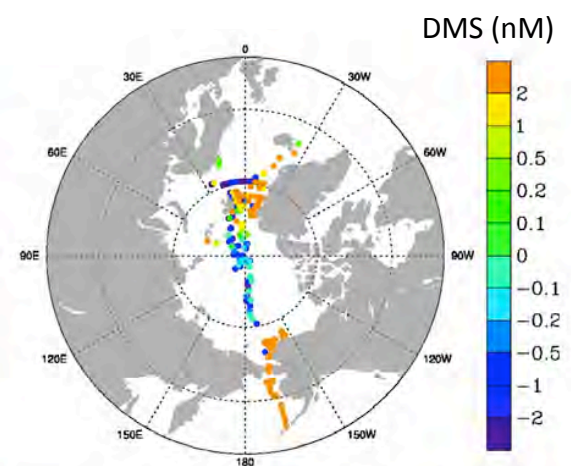
Gridded Observations  
(Lana et al. 2011)



Modeled Values



Modeled – Gridded Observations



Distribution of seawater DMS  
concentration data from  
NOAA PMEL DMS database.

<http://saga.pmel.noaa.gov/dms/>

DMS data density (number)

